



SPARTAN

CEILING TILT TV LIFT

SPARTAN

The innovative Spartan ceiling tilt TV lift from Ultralift Australia. Crafted with sophistication and innovation, this exceptional lift system ensures **smooth** and **quiet** operation, delivering an immersive viewing experience. With Spartan, you can enjoy your favourite shows and movies without distractions as it discreetly hides all moving parts within the ceiling.

A standout feature of the Spartan is its ability to eliminate **unsightly wires and cables**, keeping your space clutter-free and showcasing the sleek aesthetics of your interior design.


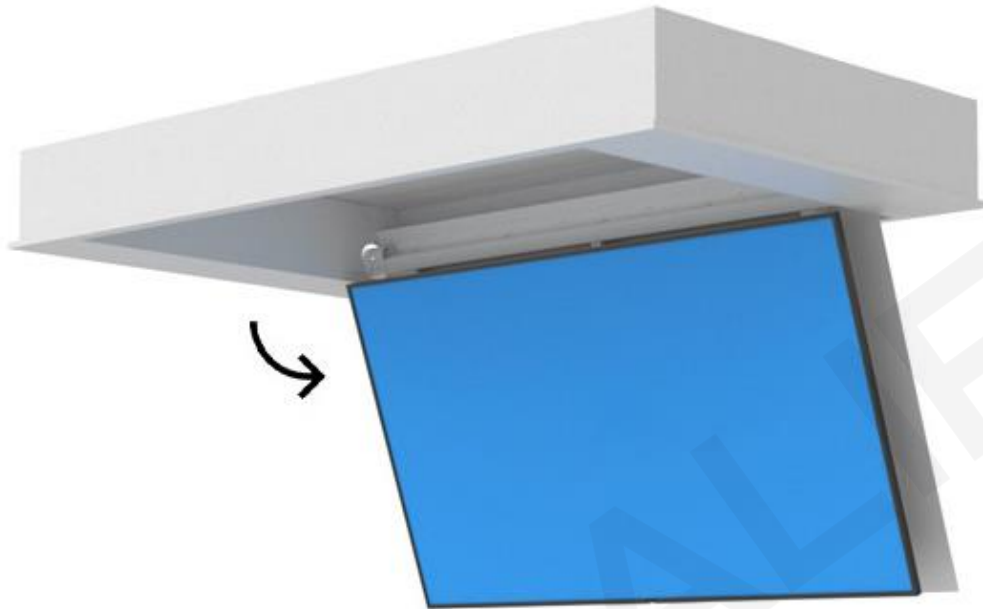
Designed with advanced motor technology, the Spartan lift operates silently, allowing you to appreciate your entertainment without any disruptive noise fully. Its refined engineering ensures a seamless and fluid motion as your TV effortlessly tilts into the ideal viewing position.

For maximum durability and reliability, we offer an excellent build option using **corrosion-resistant Aluminium**. If your installation is near the seaside or in a saltwater environment, this Aluminium build is highly recommended for optimal performance and longevity.

With the Spartans, TV size is never a limitation. It accommodates TVs ranging from **32"** to an impressive **100"**, ensuring compatibility with various screen dimensions. Additionally, the Spartan lift can be **customised** to include additional features such as **soundbars**, providing a personalised audio-visual experience tailored to your preferences.

Experience the perfect combination of elegance and functionality with the Ultralift Spartan ceiling tilt TV lift. Enjoy seamless and quiet operation while revelling in the unobstructed beauty of your space. Elevate your viewing experience with the Spartan – the ultimate choice for those seeking excellence.

Contact our dedicated team today to discuss your requirements and discover how Ultralift Australia can provide a customised solution that prioritises elegance and minimalism.



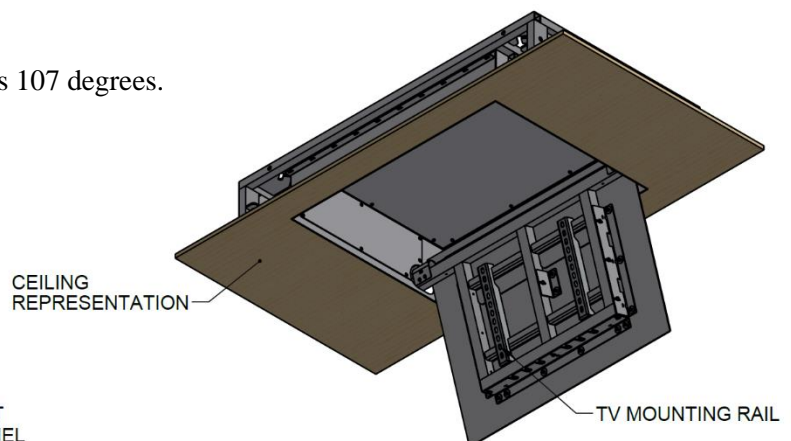
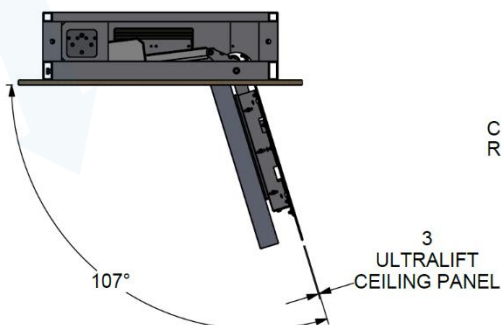
Ultralift Australia offers customisable Spartan TV lifts to meet customers' requests and needs. Our dedicated team works closely with each customer to create a personalised solution. From screen size compatibility to hardware integration, we ensure that every aspect is tailored to exceed expectations. Contact us to discuss your customisation requirements and experience our commitment to customer satisfaction. Choose Ultralift Australia for a customised and secure solution that aligns precisely with your facility's needs.

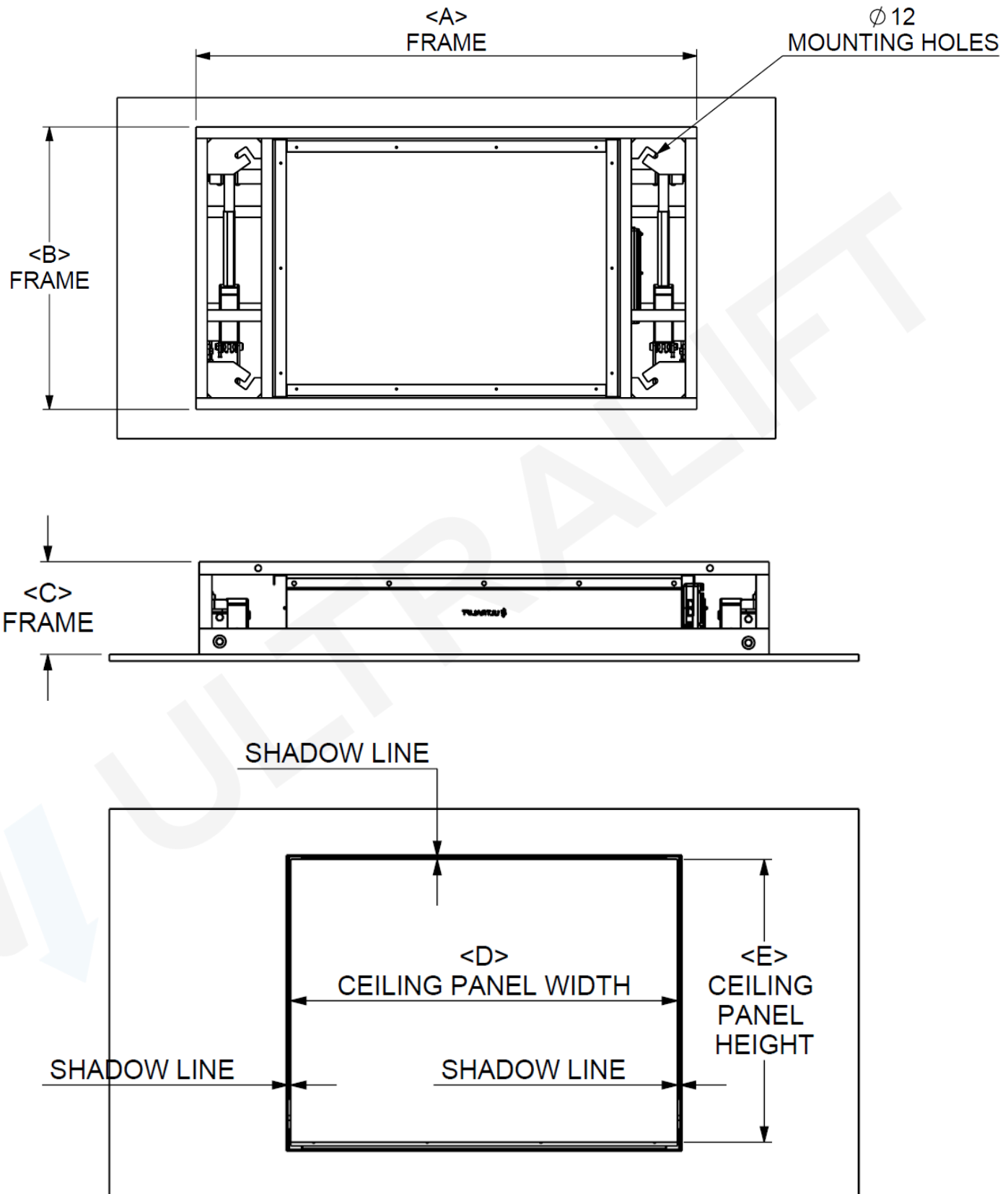
Warning: Please confirm the dimensions with our sales team as they are subject to change.

TV (Inches)	A (mm)	B (mm)	C (mm)	D (mm)	E (mm)	Approximate Weight (Kgs) For Aluminium Build	Colour (Powder coated) *	Material
32	1110	625	180	754	550	45	Black / White	Aluminium
43	1350	770	180	994	695	45	Black / White	Aluminium
50	1500	840	180	1144	765	60	Black / White	Aluminium
55	1620	900	180	1264	825	65	Black / White	Aluminium
60	1740	990	180	1384	915	70	Black / White	Aluminium
65	1830	1020	180	1474	945	75	Black / White	Aluminium
75	2130	1210	180	1774	1137	100	Black / White	Aluminium
85	2380	1350	180	2024	1277	125	Black / White	Aluminium
100	2628	1490	210	2272	1409	140	Black / White	Aluminium

*Other colours are available as per request.

- ❖ The product will be shipped fully assembled.
- ❖ TV mounting rails and Hardware are included.
- ❖ The product runs with 240 V power and 200 W.
- ❖ The provided controller is DP1U Console and an Infrared Remote. (Bluetooth remote is also available as per request.)
- ❖ The max angle of the ceiling panel is 107 degrees.





Warning: The dimensions do not provide the cut-out size.

Product Installation

- When choosing your lift, consider variances in the display panel size due to things like speakers on the side, top or bottom. These can increase the size of the lift that you will need. Check that the screen is not bigger than the maximum screen size allowed.
- Check above the ceiling for obstructions (i.e., water pipes, cables, and ductwork) before beginning installation.
- After establishing the correct location for the lift and display panel, cut a hole in the ceiling at the size listed on the Spec Sheet. [Contact Ultralift Australia for your required product's Spec sheet.](#)
- Organise a qualified tradesperson to frame up the roof to accommodate the Spartan so that it can be mounted in the correct position.

There are Two Methods of Installation:

METHOD ONE:

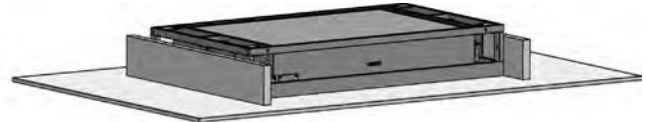
Installing into Ceiling Cavity with Side Coach Screws

In this method, the unit is secured using coach screws on the sides of the frame and through supporting timber (steel) beams.

METHOD TWO:

Installing into Ceiling Cavity with Top Hanging Bolts

In this method, the unit is secured in place using an all-thread bolt or DynaBolt from the top side of the frame.



WARRANTY AND RETURNS

At Ultralift Australia Pty Ltd, we take pride in our products being of the highest quality. Because of this, we offer the following programs to ensure your satisfaction.

ULTRALIFT 3-YEAR WARRANTY

1. The product is warranted for 36 months from the invoice date. Subject to the conditions of this warranty, Ultralift Australia or an authorised installer will perform necessary service on the product without charge for parts or labour if, in the opinion of Ultralift Australia, the product is found to be faulty within the warranty period.
2. This warranty only applies to Ultralift Australia products purchased from Ultralift Australia or an authorised dealer.
3. This warranty only applies if the product has been installed and used by the manufacturer's recommendations (as noted in the instruction manual) under regular use and reasonable care (in the opinion of Ultralift Australia). The warranty covers regular domestic, commercial or educational use only. It does not cover damage, malfunction, neglect, the build-up of dirt or dust, abuse, maladjustment of customer controls, mains supply problems, thunderstorm activity, infestation by insects or vermin, tampering or repair by unauthorised persons (including unauthorised alterations), exposure to abnormally corrosive conditions or any foreign object or matter having entered the product.
4. If warranty service is required, you should:
 - Contact your installer for advice on how to rectify the issue.
 - If this does not solve the problem, please call Ultralift Australia on +61 3 9459 0873 for advice.
 - If the device requires service, return the product to Ultralift Australia for repair.
 - Please Note: You must arrange freight and insurance to and from the device's location.
 - Please ensure that items returned are packed appropriately.
5. The warranties hereby conferred do not extend to, and exclude, any costs associated with the installation, de-installation, or re-installation of a product. This includes expenses related to the mounting, de-mounting, or re-mounting of any screen (and any other ancillary devices), delivery, handling, freighting, transportation or insurance of the product or any part thereof or replacement to such installation, de-installation, reinstallation, or transit.