

TITAN DUAL-LEG VERTICAL LIFT

WITH HINGED LID OPENER AND FIXED TOP OPTIONS

TITAN LIFT

Introducing the Titan Lift TV Cabinet: Elevate Your Flatscreen Experience

Experience the ultimate versatility and sophistication with the Titan Lift TV Cabinet from Ultralift Australia. Designed to revolutionize the way you enjoy your flatscreen, this remarkable product offers unlimited applications, ensuring a seamless integration into your living space.

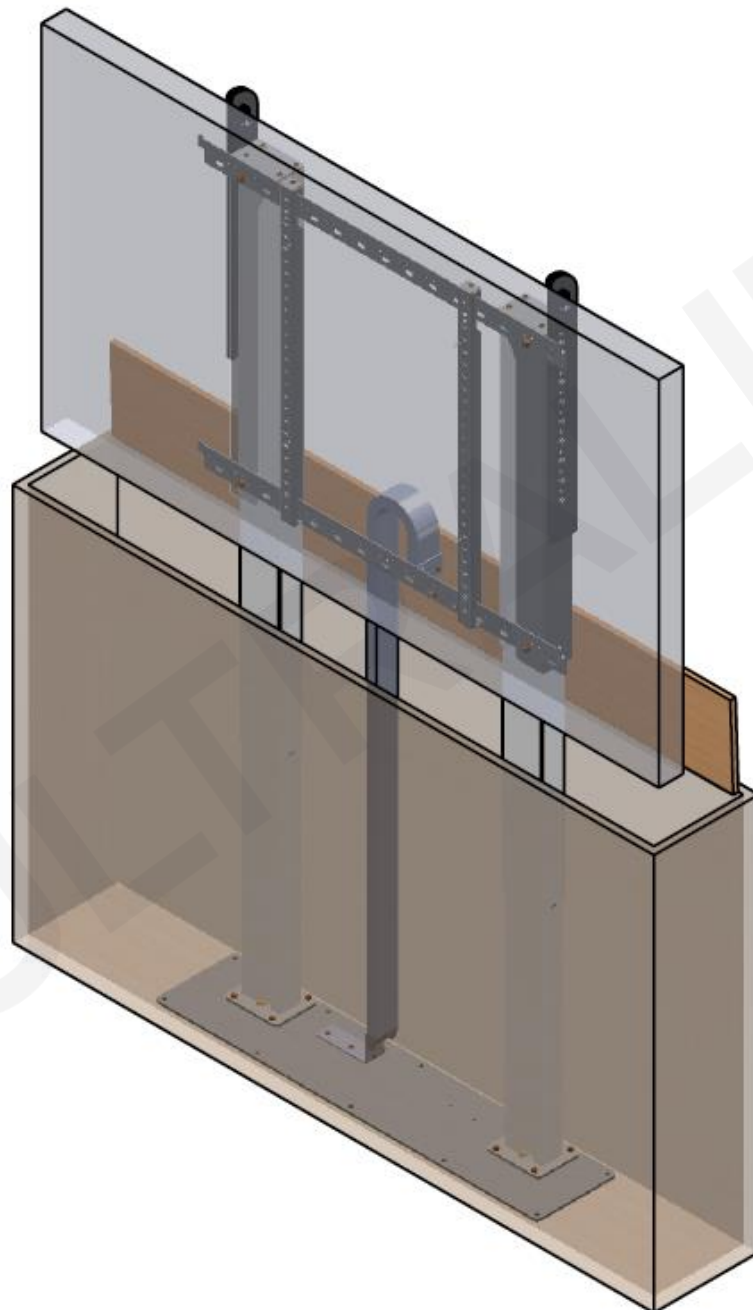
Smooth, Quiet Operation: The Titan Lift TV Cabinet boasts a state-of-the-art lifting mechanism that guarantees a smooth and quiet operation. With effortless precision, you can raise or lower your television to the desired height, creating a dynamic viewing experience that enhances your entertainment pleasure.

Compact Design, Limitless Possibilities Our Titan Lift TV Cabinet is thoughtfully engineered with a compact design, allowing you to conceal your flatscreen within various furniture options such as **cabinets**, **sideboards**, or even **floors**. This innovative approach to TV placement brings a touch of modernity to your interiors, transforming any space into a sleek and stylish haven.

Minimalistic Style, Maximum Protection Say goodbye to unsightly wires and bulky TV stands. The Titan Lift TV Cabinet offers a minimalist aesthetic that seamlessly blends with any interior design. By elegantly concealing your television, you can enjoy a clutter-free environment without compromising on style. Additionally, this innovative product provides reliable protection for your valuable TV, keeping it safe from accidental bumps or scratches.

Vertical TV Lift for Flatscreens 46" – 70" Our Titan Lift TV Cabinet is specifically designed to accommodate flatscreens. Whether you have a smaller display for intimate settings or a larger screen for immersive viewing, our vertical TV lift system ensures a perfect fit for your entertainment needs.

Contact us now to explore the endless possibilities of the Titan Lift TV Cabinet and discover how Ultralift Australia can enhance your flatscreen experience like never before.

**Cabinet/Joinery Not Included**

Please note that the Titan Dual Leg unit does not include the cabinet or joinery. To complete your setup, we advise you to contact your local carpenter or cabinet maker.

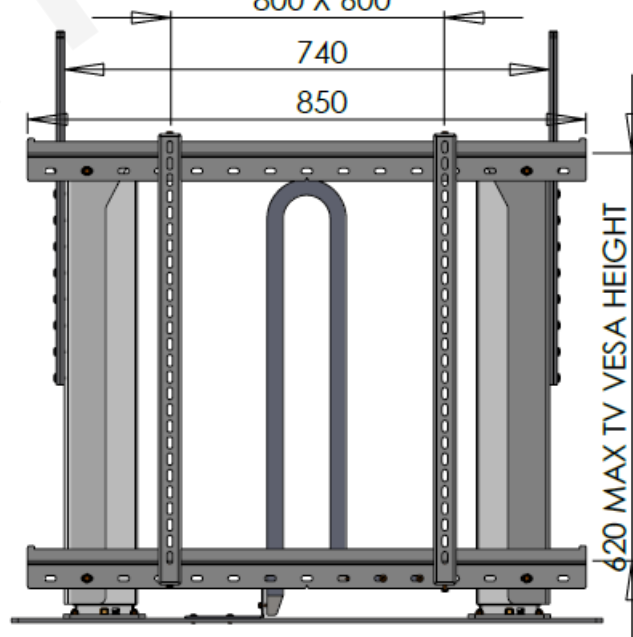
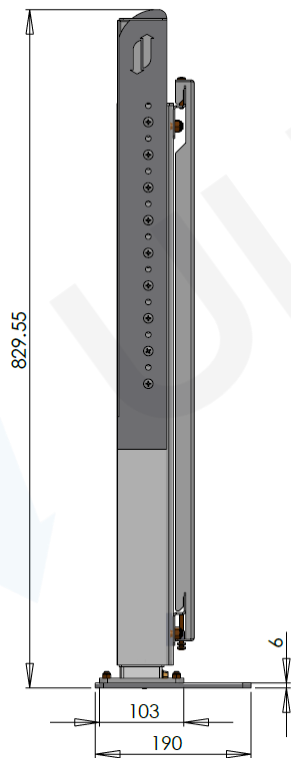
MODEL	TITAN (TTN-000)
COLOUR*	BLACK / WHITE
LID OPENER **	HINGED LID OPENER / FIXED LID OPENER
MIN LIFT HEIGHT (BOTTOM OF TV) (mm)	30
MAX LIFT HEIGHT (BOTTOM OF TV) (mm)	995
MIN LOAD WEIGHT (KG)	2
MAX LOAD WEIGHT (KG)	90
OPERATING VOLTAGE (V)	240
MAX POWER DRAW (W)	300
DRIVE TYPE	ACTUATOR
DRIVE QTY	2
DRIVE MODEL	DL-12
DRIVE FORCE (N)	600
DRIVE STROKE (mm)	999
CONTROL TYPE	DP1-U
CONTROL MODEL	CBD6S
CONTROL CHANNELS	1
CONSOLE MODEL	DP1-U
UNIT WEIGHT	40

*Other colours are available as per request.

** The hinged lid opener is only available for TVs smaller than 65 inches.

<MULTIPLE VESA MOUNTING CONFIGURATION>

- 200 X 200
- 400 X 200
- 400 X 400
- 600 X 400
- 800 X 400
- 800 X 600



PRODUCT INSTALLATION

- The **Cable Management** on the Titan uses an Energy Chain articulated cable management system. The Energy Chain will follow the movement of the Titan lift without causing crimping or crushing of cables.
- **The Control box should** be mounted inside the joinery and ensure that it can be easily accessed for maintenance. (It is recommended to keep access to the lift through the front of the joinery.)

